

Office of Institutional Research

Fall 2017 – Student Evaluation of Teaching

Overview

-The following are the value labels for the aggregated results pertaining to each question:

Value Labels

Question 1.1 – Course Pace

- 5 – Very Fast
- 4 – Fast
- 3 – Just about right
- 2 – Slow
- 1 – Very slow

Questions 1.2 - 1.12

- 5 – Strongly Agree
- 4 – Agree
- 3 – Somewhat Agree
- 2 – Disagree
- 1 – Strongly Disagree

Question 1.13 – Professor’s Teaching

- 5 – Excellent
- 4 – Good
- 3 – Fair
- 2 – Poor
- 1 – Very poor

For any questions related to the evaluations, please contact:

Office of Institutional Research
718-990-1869
ir@stjohns.edu

Fall 2017 - GR Online Learning (55%)

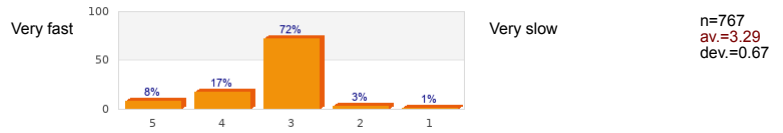
No. of responses = 786



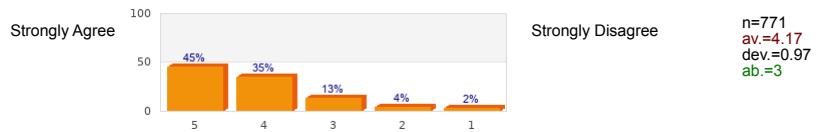
Survey Results

Student Evaluation of Teaching

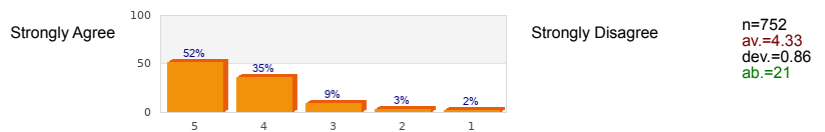
Rate the pace at which the course material was taught.



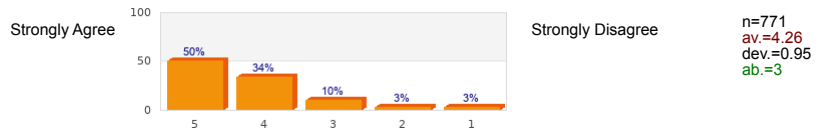
The course goals and grading procedures were clear.



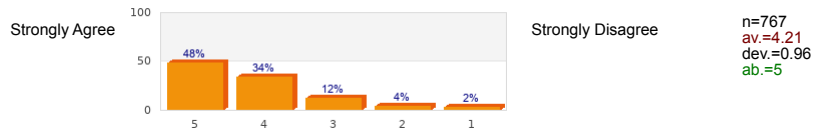
Tests, papers, and/or other assignments were graded fairly.



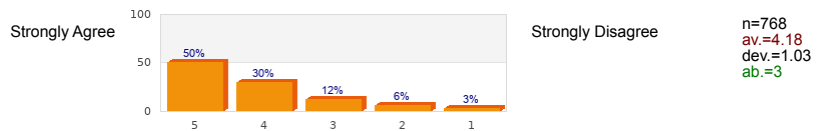
This course increased my understanding of the subject matter.



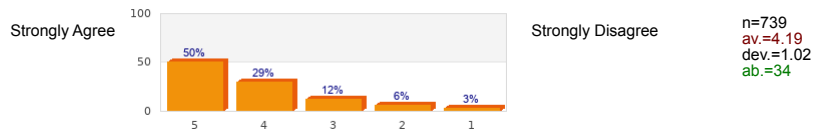
This course increased my ability to think critically.



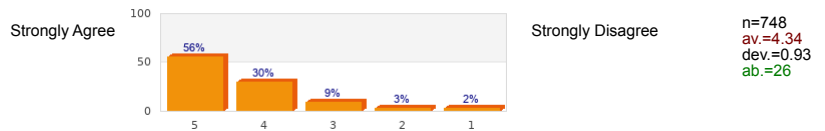
Learning activities were well organized.



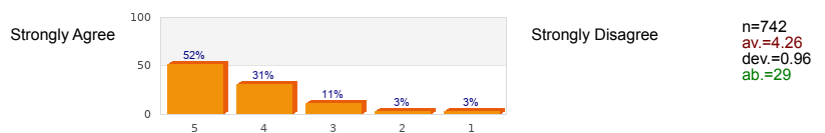
The instructor's presentations were clear and understandable.



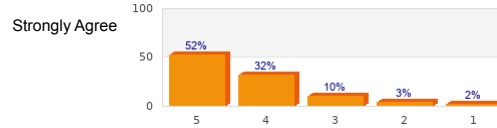
The instructor conveyed interest and enthusiasm in the subject matter.



The instructor satisfactorily answered students' questions.



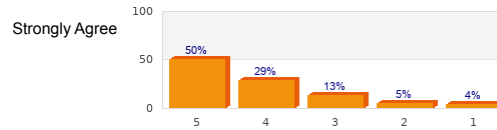
The instructor was accessible to students for extra help.



Strongly Disagree

n=716
av.=4.28
dev.=0.94
ab.=55

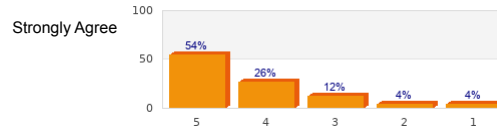
The instructor responded to students' work in a reasonable amount of time.



Strongly Disagree

n=761
av.=4.16
dev.=1.07
ab.=10

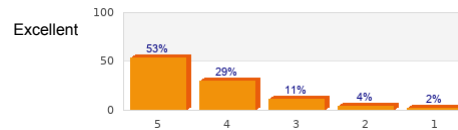
I would recommend this instructor to other students.



Strongly Disagree

n=743
av.=4.22
dev.=1.07
ab.=6

Rate this professor's teaching.



Very poor


n=769
av.=4.28
dev.=0.95

Profile

Compilation: **Fall 2017 - GR Online Learning (55%)**

Values used in the profile line: Mean

Student Evaluation of Teaching



Profile

█ **Compilation:** Fall 2017 - GR Online Learning (55%)
█ **Comparative line:**
█ **Compilation:** Fall 2017 - GR St. John's University (60%)

Values used in the profile line: Mean

Student Evaluation of Teaching

