

Office of Institutional Research

Spring 2018 – Student Evaluation of Teaching

Overview

-The following are the value labels for the aggregated results pertaining to each question:

Value Labels

Question 1.1 – Course Pace

- 5 – Very Fast
- 4 – Fast
- 3 – Just about right
- 2 – Slow
- 1 – Very slow

Questions 1.2 - 1.12

- 5 – Strongly Agree
- 4 – Agree
- 3 – Somewhat Agree
- 2 – Disagree
- 1 – Strongly Disagree

Question 1.13 – Professor’s Teaching

- 5 – Excellent
- 4 – Good
- 3 – Fair
- 2 – Poor
- 1 – Very poor

For any questions related to the evaluations, please contact:

Office of Institutional Research
718-990-1869
ir@stjohns.edu

Spring 2018 - UG Institute for Core Studies (49%)

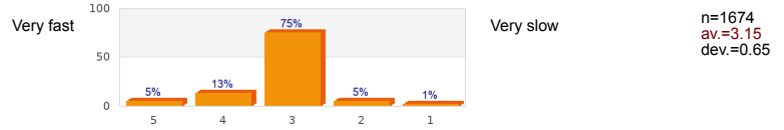
No. of responses = 1699



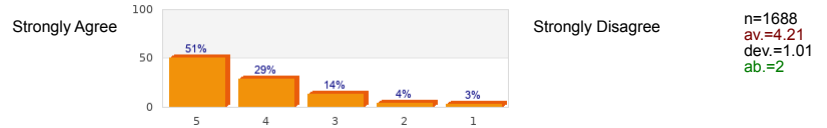
Survey Results

Student Evaluation of Teaching

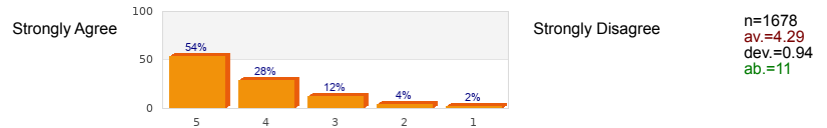
Rate the pace at which the course material was taught.



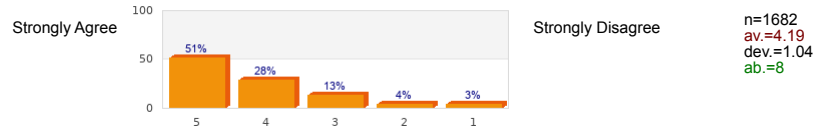
The course goals and grading procedures were clear.



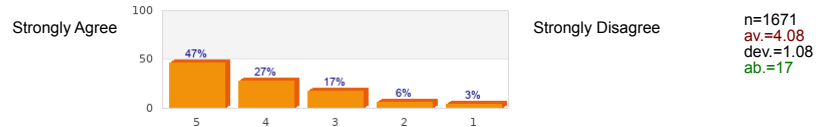
Tests, papers, and/or other assignments were graded fairly.



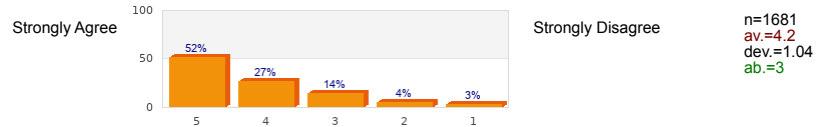
This course increased my understanding of the subject matter.



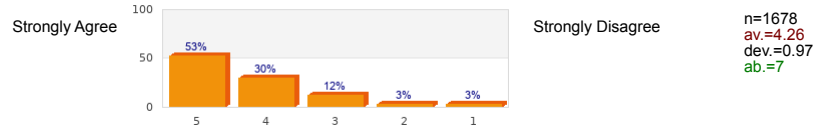
This course increased my ability to think critically.



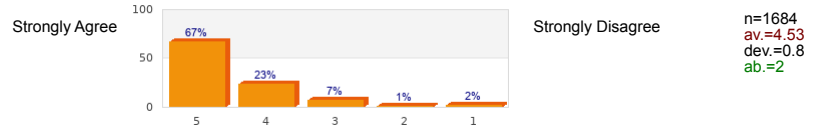
Lectures and other class activities were well organized.



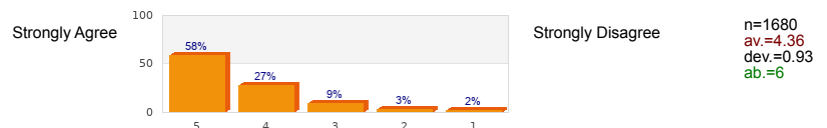
The instructor's presentations were clear and understandable.



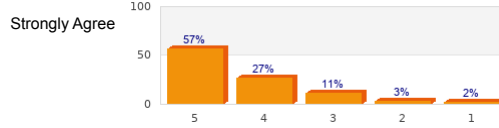
The instructor conveyed interest and enthusiasm in the subject matter.



The instructor satisfactorily answered students' questions.



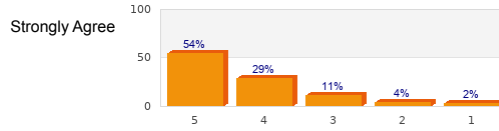
The instructor was accessible to students for extra help.



Strongly Disagree

n=1632
av.=4.33
dev.=0.94
ab.=51

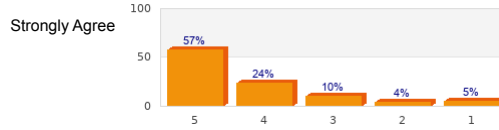
The instructor responded to students' work in a reasonable amount of time.



Strongly Disagree

n=1669
av.=4.28
dev.=0.96
ab.=12

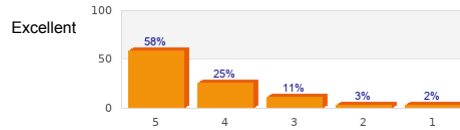
I would recommend this instructor to other students.



Strongly Disagree

n=1661
av.=4.26
dev.=1.08
ab.=3

Rate this professor's teaching.



Very poor


n=1672
av.=4.34
dev.=0.95

Profile

Compilation: Spring 2018 - UG Institute for Core Studies (49%)

Values used in the profile line: Mean

Student Evaluation of Teaching



Profile

Compilation: Spring 2018 - UG Institute for Core Studies (49%)

Comparative line:
Compilation: Spring 2018 - UG SJU (44%)

Values used in the profile line: Mean

Student Evaluation of Teaching

